

Normal modes in an orthorhombic medium

Yuriy Ivanov* and Alexey Stovas

IGP, NTNU



April 23rd, 2018
RoSe meeting



Outline

Normal modes

Orthorhombic media

Normal modes in ORT

Numerical example

Discussion and conclusion

Acknowledgments

References

Normal modes

Normal modes?

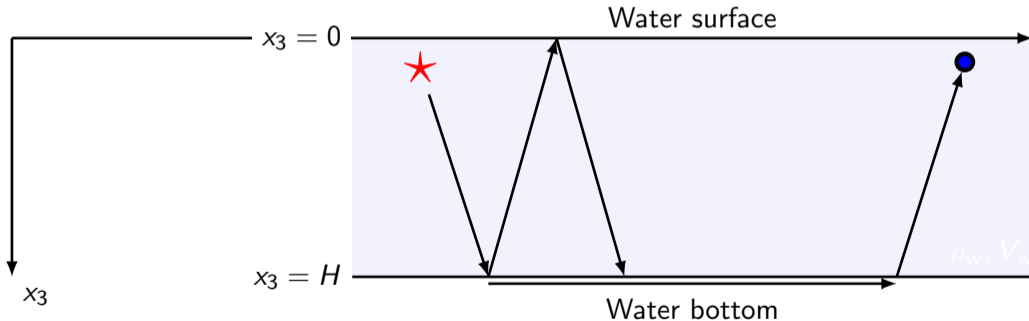


Figure 1: Sketch of a guided wave propagation. Vertical scale exaggerated.

Normal modes!

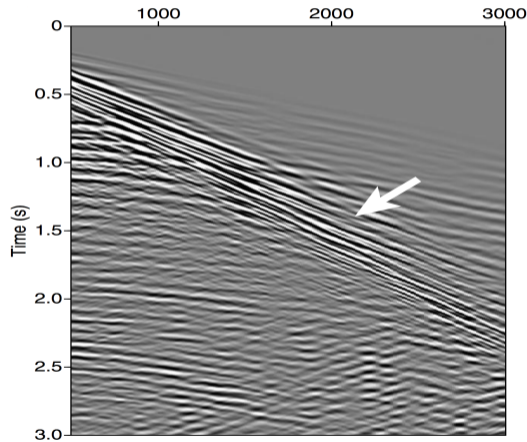


Figure 2: Typical marine common-shot gather (Wang et al., 2016).

Normal modes

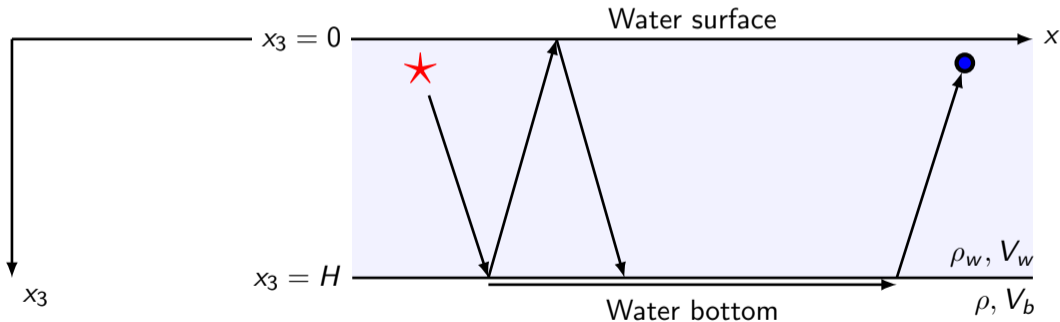


Figure 3: Sketch of a guided wave propagation. Vertical scale exaggerated.

Normal modes

Period equation: phase velocity

Acoustic case¹:

$$\tan kH \sqrt{\frac{c^2}{V_w^2} - 1} = -\frac{\rho}{\rho_w} \frac{\sqrt{\frac{c^2}{V_w^2} - 1}}{\sqrt{1 - \frac{c^2}{V_b^2}}}, \quad (1)$$

¹Pekeris (1948); Press and Ewing (1950); Landrø and Hatchell (2012)

Normal modes

Period equation: phase velocity

Acoustic case¹:

$$\tan kH \sqrt{\frac{c^2}{V_w^2} - 1} = -\frac{\rho}{\rho_w} \frac{\sqrt{\frac{c^2}{V_w^2} - 1}}{\sqrt{1 - \frac{c^2}{V_b^2}}}, \quad (1)$$

where $k = \omega c^{-1}$.

¹Pekeris (1948); Press and Ewing (1950); Landrø and Hatchell (2012)

Normal modes

Period equation: phase velocity

Acoustic case¹:

$$\tan kH \sqrt{\frac{c^2}{V_w^2} - 1} = -\frac{\rho}{\rho_w} \frac{\sqrt{\frac{c^2}{V_w^2} - 1}}{\sqrt{1 - \frac{c^2}{V_b^2}}}, \quad (1)$$

where $k = \omega c^{-1}$.

$$c = c(\omega).$$

¹Pekeris (1948); Press and Ewing (1950); Landrø and Hatchell (2012)

Normal modes

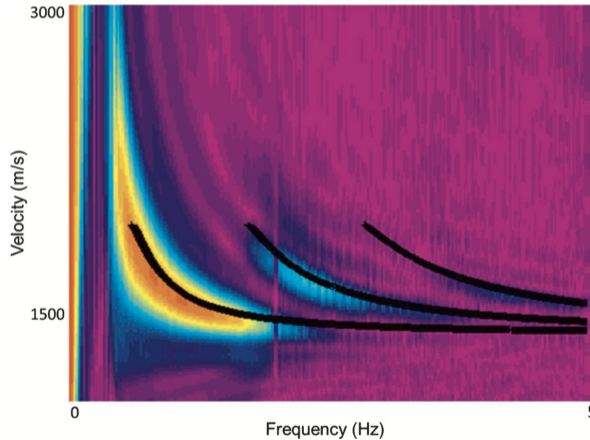


Figure 4: Estimated phase velocity dispersion curves (Hatchell and Mehta, 2010).

Normal modes

Period equation: group velocity

Group (envelope or modulation) velocity:

$$U = \frac{d\omega}{dk}, \quad (2)$$

Normal modes

Period equation: group velocity

Group (envelope or modulation) velocity:

$$U = \frac{d\omega}{dk}, \quad (2)$$

Solving the period equation (5),

$$U = U(\omega).$$

Normal modes

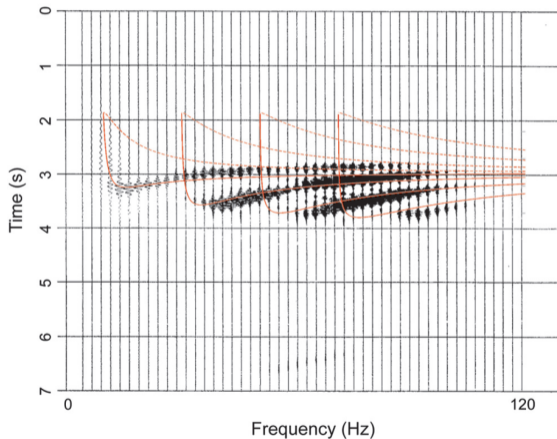


Figure 5: Frequency analysis: group and phase velocity dispersion (Landrø and Hatchell, 2012).

Normal modes

Signal or noise?

- ▶ Shallow marine sediments characterization,

Normal modes

Signal or noise?

- ▶ Shallow marine sediments characterization,
- ▶ Better denoising.

Orthorhombic media

Orthorhombic media?

- ▶ Anisotropic symmetry class,

Orthorhombic media?

- ▶ Anisotropic symmetry class,
→ $V = V(\alpha, \theta)$,

Orthorhombic media?

- ▶ Anisotropic symmetry class,
 - $V = V(\alpha, \theta)$,
 - 1x P-wave, 2x S-waves,

Orthorhombic media?

- ▶ Anisotropic symmetry class,
 - $V = V(\alpha, \theta)$,
 - 1x P-wave, 2x S-waves,
- ▶ Three mutually orthogonal planes of mirror symmetry,

Orthorhombic media?

- ▶ Anisotropic symmetry class,
 - $V = V(\alpha, \theta)$,
 - 1x P-wave, 2x S-waves,
- ▶ Three mutually orthogonal planes of mirror symmetry,
- ▶ 9 (nine) independent parameters + density,

Orthorhombic media?

- ▶ Anisotropic symmetry class,
 - $V = V(\alpha, \theta)$,
 - 1x P-wave, 2x S-waves,
- ▶ Three mutually orthogonal planes of mirror symmetry,
- ▶ 9 (nine) independent parameters + density,
- ▶ Suitable for description of fractured (and layered) rocks.

Orthorhombic media!



Figure 6: Fractured sandstone: orthorhombic symmetry.

Orthorhombic media

Hooke's law

$$\boldsymbol{\sigma} = \mathbf{C}\boldsymbol{\epsilon}, \quad (3)$$

Orthorhombic media

Hooke's law

$$\boldsymbol{\sigma} = \mathbf{C}\boldsymbol{\epsilon}, \quad (3)$$

stress tensor

Orthorhombic media

Hooke's law

$$\boldsymbol{\sigma} = \mathbf{C}\boldsymbol{\epsilon}, \quad (3)$$

stress tensor strain tensor

Orthorhombic media

Hooke's law

$$\boldsymbol{\sigma} = \mathbf{C}\boldsymbol{\epsilon}, \quad (3)$$

stress tensor strain tensor stiffness tensor

Orthorhombic media

Stiffness tensor

$$\mathbf{C} = \begin{pmatrix} c_{11} & c_{12} & c_{13} & & & \\ & c_{22} & c_{23} & & & \\ & & c_{33} & & & \\ \text{SYM} & & & c_{44} & & \\ & & & & c_{55} & \\ & & & & & c_{66} \end{pmatrix}. \quad (4)$$

Normal modes in orthorhombic media

Motivation

- ▶ A classical problem with a practical potential:

Motivation

- ▶ A classical problem with a practical potential:
- ▶ VTI is a feasible model²,

²Landrø and Hatchell (2012); Skopintseva et al. (2013)

Motivation

- ▶ A classical problem with a practical potential:
- ▶ VTI is a feasible model²,
- ▶ Sub-vertical fractures in gas-hydrate bearing sediments³,

²Landrø and Hatchell (2012); Skopintseva et al. (2013)

³Lee and Collett (2009); Cook et al. (2010)

Motivation

- ▶ A classical problem with a practical potential:
- ▶ VTI is a feasible model²,
- ▶ Sub-vertical fractures in gas-hydrate bearing sediments³,
- ▶ Intersecting fracture systems⁴,

²Landrø and Hatchell (2012); Skopintseva et al. (2013)

³Lee and Collett (2009); Cook et al. (2010)

⁴Sriram et al. (2013)

Motivation

- ▶ A classical problem with a practical potential:
- ▶ VTI is a feasible model²,
- ▶ Sub-vertical fractures in gas-hydrate bearing sediments³,
- ▶ Intersecting fracture systems⁴,
- ▶ 15% azimuthal anisotropy⁵.

²Landrø and Hatchell (2012); Skopintseva et al. (2013)

³Lee and Collett (2009); Cook et al. (2010)

⁴Sriram et al. (2013)

⁵Kumar et al. (2006)

Normal modes

Acoustic case

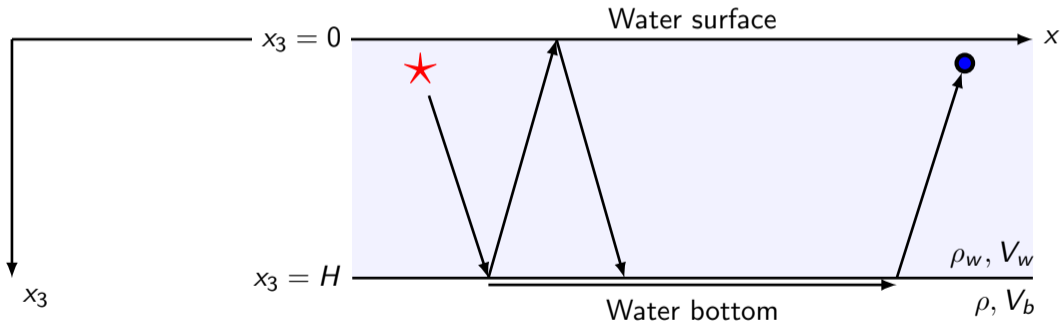


Figure 7: Sketch of a guided wave propagation. Vertical scale exaggerated.

Normal modes

Orthorhombic case

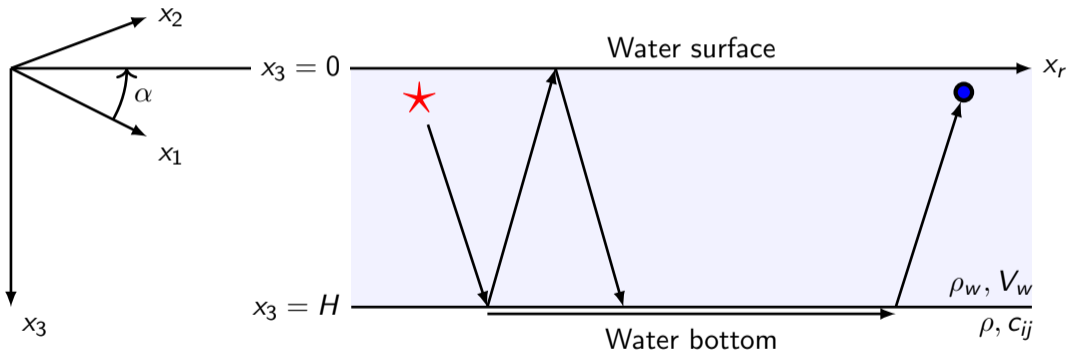


Figure 8: Sketch of a guided wave propagation. Vertical scale exaggerated.

Period equation

Elastic orthorhombic media: phase velocity

Ivanov and Stovas (2017):

$$\tan k_r H \sqrt{\frac{c^2}{V_w^2} - 1} = \frac{\sqrt{\frac{c^2}{V_w^2} - 1}}{c^2 \rho_w} (\rho c^2 - c_{44} \sin^2 \alpha - c_{55} \cos^2 \alpha) \times \quad (5)$$

$$\frac{c_{13} \cos^2 \alpha + c_{23} \sin^2 \alpha + \rho c^2 - c_{33}(\nu_1 \nu_3 + \nu_2 \nu_3 + \nu_1 \nu_2)}{(\nu_1 + \nu_2 + \nu_3) (\rho c^2 - c_{44} \sin^2 \alpha - c_{55} \cos^2 \alpha) - c_{33} \nu_1 \nu_2 \nu_3}.$$

Period equation

Elastic orthorhombic media: phase velocity

Ivanov and Stovas (2017):

$$\tan k_r H \sqrt{\frac{c^2}{V_w^2} - 1} = \frac{\sqrt{\frac{c^2}{V_w^2} - 1}}{c^2 \rho_w} (\rho c^2 - c_{44} \sin^2 \alpha - c_{55} \cos^2 \alpha) \times \quad (5)$$

$$\frac{c_{13} \cos^2 \alpha + c_{23} \sin^2 \alpha + \rho c^2 - c_{33}(\nu_1 \nu_3 + \nu_2 \nu_3 + \nu_1 \nu_2)}{(\nu_1 + \nu_2 + \nu_3) (\rho c^2 - c_{44} \sin^2 \alpha - c_{55} \cos^2 \alpha) - c_{33} \nu_1 \nu_2 \nu_3}.$$

radial wavenumber

Period equation

Elastic orthorhombic media: phase velocity

Ivanov and Stovas (2017):

$$\tan k_r H \sqrt{\frac{c^2}{V_w^2} - 1} = \frac{\sqrt{\frac{c^2}{V_w^2} - 1}}{c^2 \rho_w} (\rho c^2 - c_{44} \sin^2 \alpha - c_{55} \cos^2 \alpha) \times \quad (5)$$

$$\frac{c_{13} \cos^2 \alpha + c_{23} \sin^2 \alpha + \rho c^2 - c_{33}(\nu_1 \nu_3 + \nu_2 \nu_3 + \nu_1 \nu_2)}{(\nu_1 + \nu_2 + \nu_3) (\rho c^2 - c_{44} \sin^2 \alpha - c_{55} \cos^2 \alpha) - c_{33} \nu_1 \nu_2 \nu_3}.$$

radial wavenumber

phase azimuth

Period equation

Elastic orthorhombic media: phase velocity

Ivanov and Stovas (2017):

$$\tan k_r H \sqrt{\frac{c^2}{V_w^2} - 1} = \frac{\sqrt{\frac{c^2}{V_w^2} - 1}}{c^2 \rho_w} (\rho c^2 - c_{44} \sin^2 \alpha - c_{55} \cos^2 \alpha) \times \quad (5)$$

$$\frac{c_{13} \cos^2 \alpha + c_{23} \sin^2 \alpha + \rho c^2 - c_{33}(\nu_1 \nu_3 + \nu_2 \nu_3 + \nu_1 \nu_2)}{(\nu_1 + \nu_2 + \nu_3) (\rho c^2 - c_{44} \sin^2 \alpha - c_{55} \cos^2 \alpha) - c_{33} \nu_1 \nu_2 \nu_3}.$$

radial wavenumber

phase azimuth

P/S1/S2-waves attenuation coefficients

Numerical example

Model

$$\mathbf{C} = \begin{pmatrix} 9 & 2.25 & 3.6 & & & \\ & 5.94 & 2.4 & & & \\ & & 9.84 & 0 & & \\ & \text{SYM} & & 2 & & \\ & & & & 2.182 & \\ & & & & & 1.6 \end{pmatrix}. \quad (6)$$

$\rho/\rho_w = 1.56$, $V_w = 1.485 \text{ km s}^{-1}$, $H = 0.075 \text{ km}$.

Numerical example

Dispersion curves

Azimuth = 0.0°

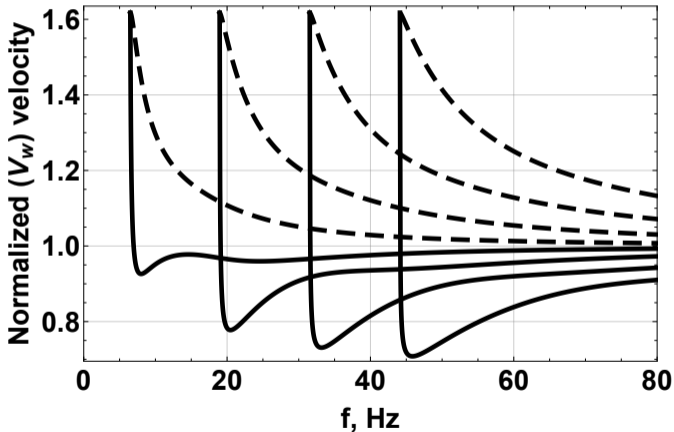


Figure 9: Phase (---) and group (—) velocities.

Numerical example

Dispersion curves

Azimuth = 15.0°

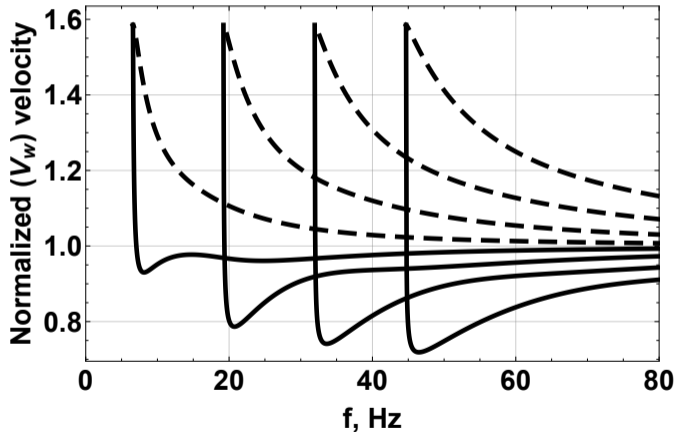


Figure 9: Phase (---) and group (—) velocities.

Numerical example

Dispersion curves

Azimuth = 30.0°

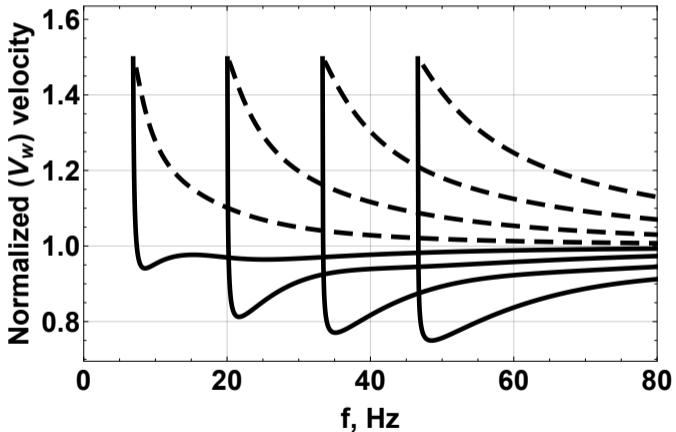


Figure 9: Phase (---) and group (—) velocities.

Numerical example

Dispersion curves

Azimuth = 45.0°

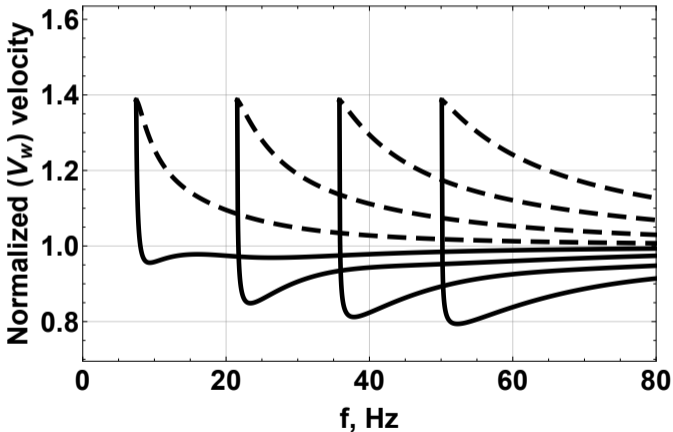


Figure 9: Phase (---) and group (—) velocities.

Numerical example

Dispersion curves

Azimuth = 60.0°

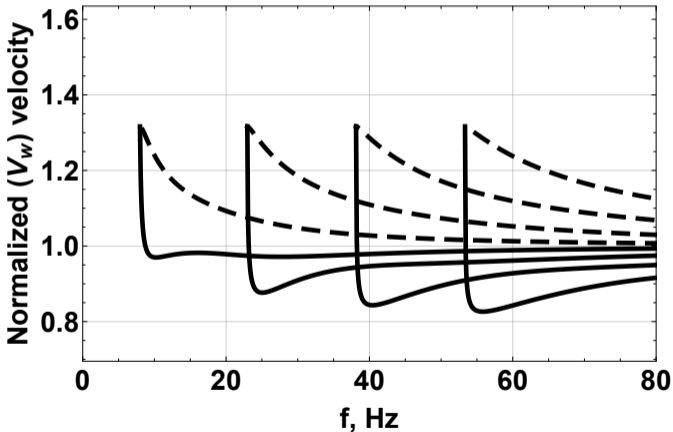


Figure 9: Phase (---) and group (—) velocities.

Numerical example

Dispersion curves

Azimuth = 75.0°

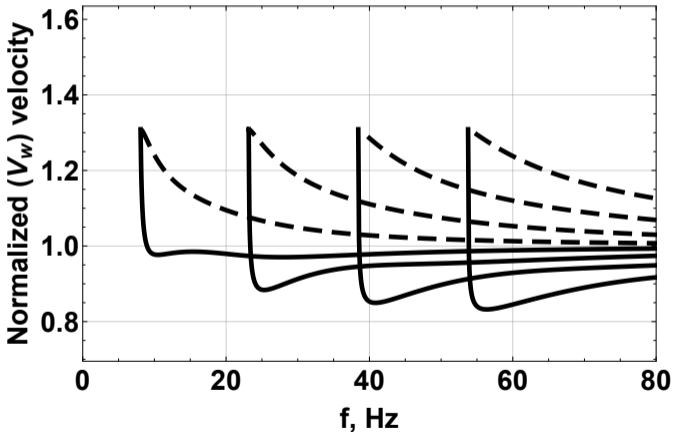


Figure 9: Phase (---) and group (—) velocities.

Numerical example

Dispersion curves

Azimuth = 90.0°

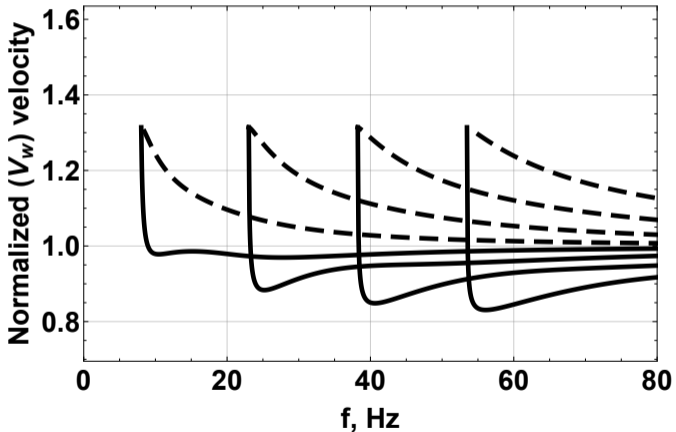


Figure 9: Phase (---) and group (—) velocities.

Period equation

Elastic orthorhombic media: group velocity

Group velocity vector:

$$\mathbf{U} = \frac{d\omega}{d\mathbf{k}} \quad (7)$$

Period equation

Elastic orthorhombic media: group velocity

Group velocity vector:

$$\mathbf{U} = \frac{d\omega}{d\mathbf{k}} = \{U_r, U_\alpha\}, \quad (7)$$

Period equation

Elastic orthorhombic media: group velocity

Group velocity vector:

$$\mathbf{U} = \frac{d\omega}{d\mathbf{k}} = \{U_r, U_\alpha\}, \quad (7)$$

Steering angle:

$$\beta = \tan^{-1} \frac{U_\alpha}{U_r}, \quad (8)$$

Period equation

Elastic orthorhombic media: group velocity

Group velocity vector:

$$\mathbf{U} = \frac{d\omega}{d\mathbf{k}} = \{U_r, U_\alpha\}, \quad (7)$$

Steering angle:

$$\beta = \tan^{-1} \frac{U_\alpha}{U_r}, \quad (8)$$

Group azimuth:

$$\phi = \alpha + \beta. \quad (9)$$

Period equation

Group velocity

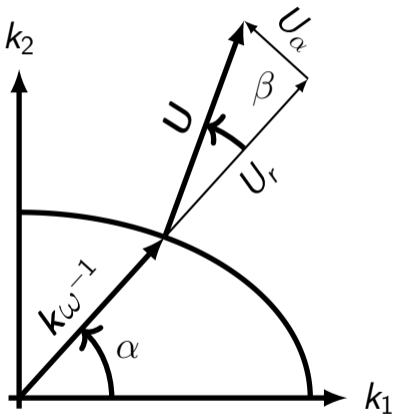


Figure 10: Schematic of the phase and group velocity vectors relation (horizontal plane).

Numerical example

Numerical example

Dispersion curves

Azimuth = 0.0°

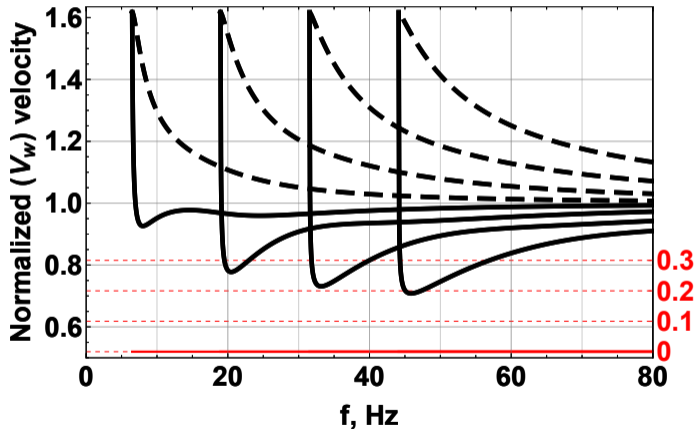


Figure 11: Phase (---), radial group (—), and tangential group velocities.

Numerical example

Dispersion curves

Azimuth = 15.0°

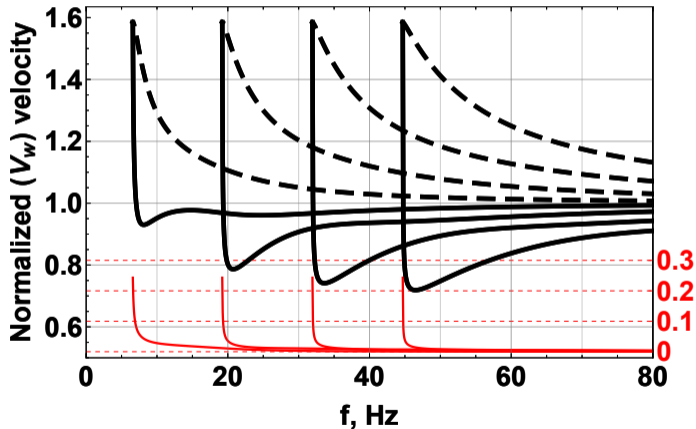


Figure 11: Phase (---), radial group (—), and tangential group velocities.

Numerical example

Dispersion curves

Azimuth = 30.0°

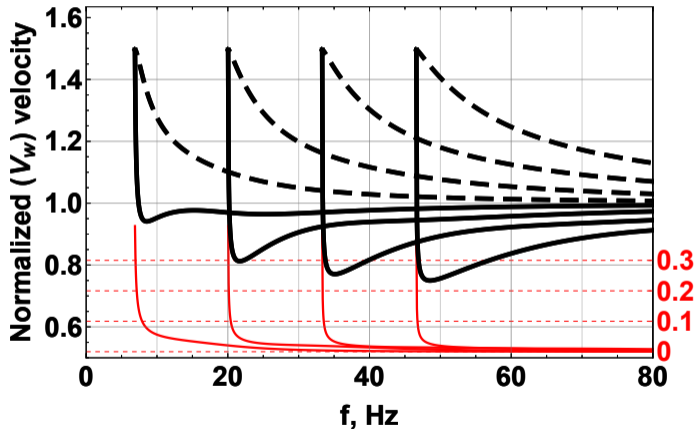


Figure 11: Phase (---), radial group (—), and tangential group velocities.

Numerical example

Dispersion curves

Azimuth = 45.0°

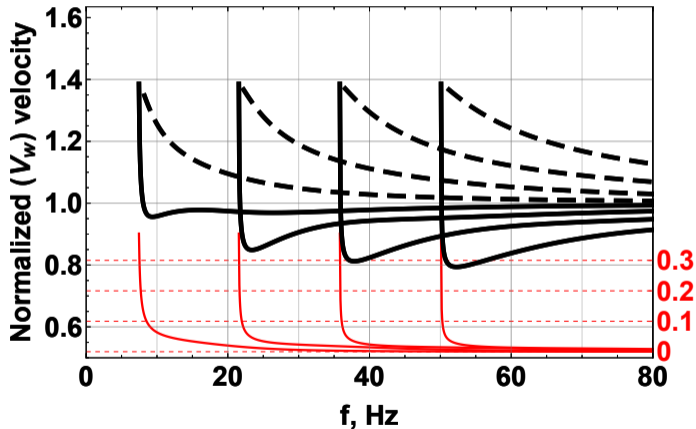


Figure 11: Phase (---), radial group (—), and tangential group velocities.

Numerical example

Dispersion curves

Azimuth = 60.0°

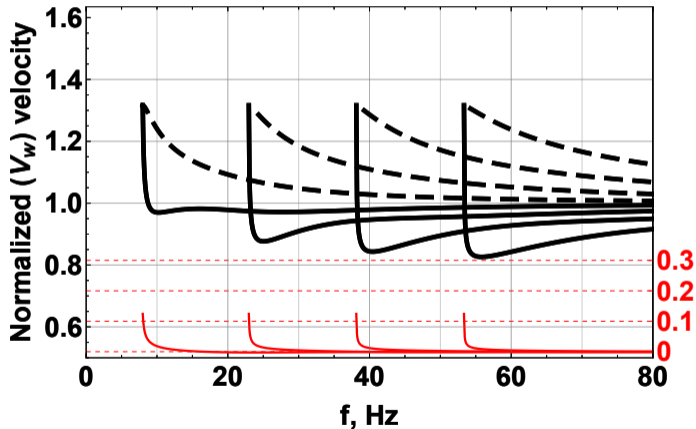


Figure 11: Phase (---), radial group (—), and tangential group velocities.

Numerical example

Dispersion curves

Azimuth = 75.0°

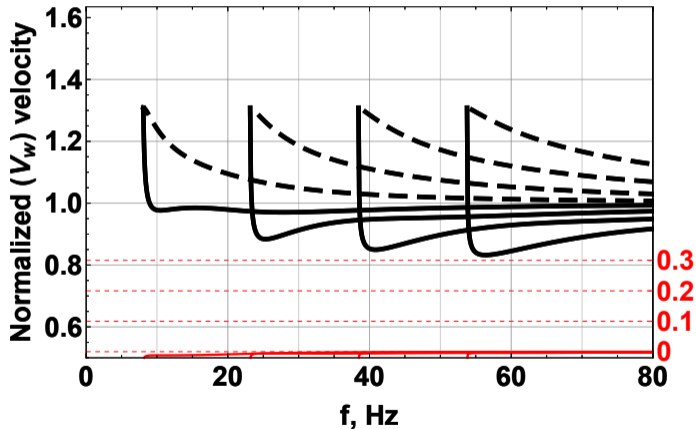


Figure 11: Phase (---), radial group (—), and tangential group velocities.

Numerical example

Dispersion curves

Azimuth = 90.0°

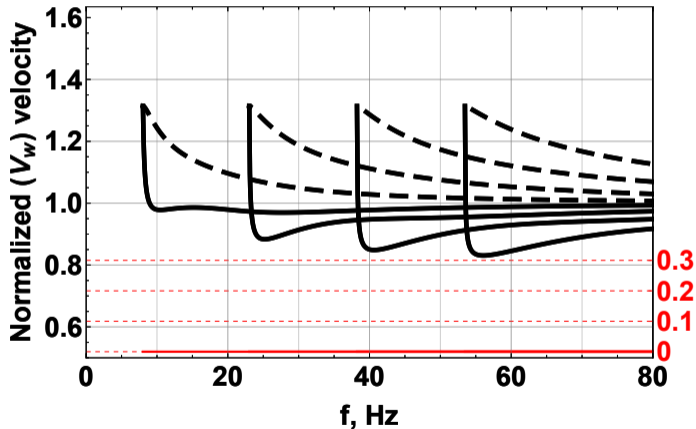


Figure 11: Phase (---), radial group (—), and **tangential group** velocities.

Numerical example

Azimuthal dependence

$f = 8.08$ Hz

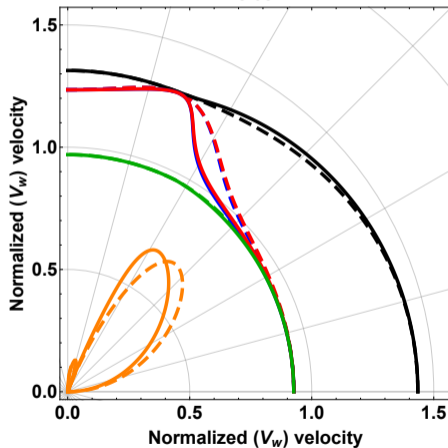


Figure 12: Azimuthal (α : ---, ϕ : —) dependence: c , U_r , $|\mathbf{U}|$, $U_\alpha \times 5$, $\min_\omega U_r$.

Numerical example

Azimuthal dependence

$f = 15.58 \text{ Hz}$

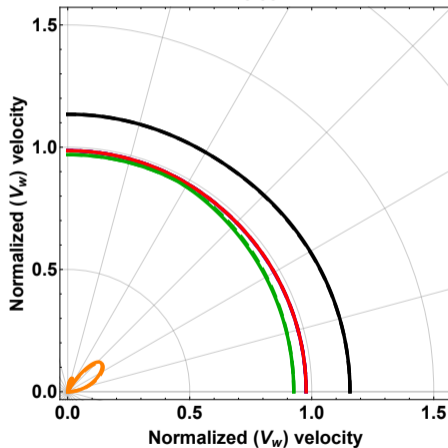


Figure 12: Azimuthal (α : - - -, ϕ : —) dependence: c , U_r , $|\mathbf{U}|$, $U_\alpha \times 5$, $\min_\omega U_r$.

Numerical example

Azimuthal dependence

$f = 23.08$ Hz

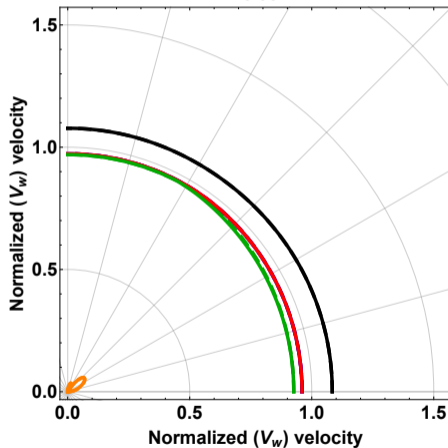


Figure 12: Azimuthal (α : - - -, ϕ : —) dependence: c , U_r , $|\mathbf{U}|$, $U_\alpha \times 5$, $\min_\omega U_r$.

Numerical example

Azimuthal dependence

$f = 30.58 \text{ Hz}$

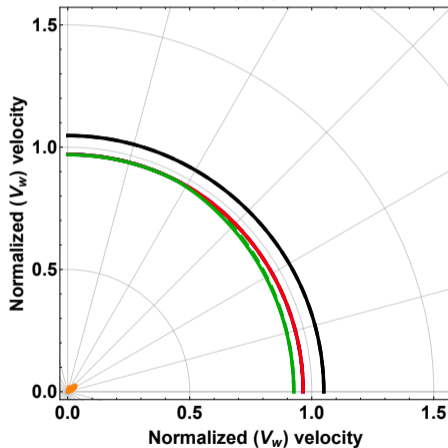


Figure 12: Azimuthal (α : - - -, ϕ : —) dependence: c , U_r , $|\mathbf{U}|$, $U_\alpha \times 5$, $\min_\omega U_r$.

Numerical example

Azimuthal dependence

$f = 38.08$ Hz

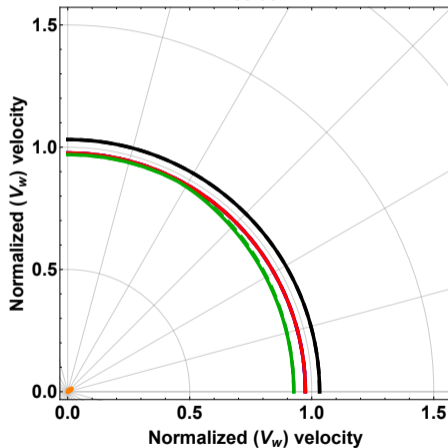


Figure 12: Azimuthal (α : ---, ϕ : —) dependence: c , U_r , $|\mathbf{U}|$, $U_\alpha \times 5$, $\min_\omega U_r$.

Numerical example

Azimuthal dependence

$f = 45.58$ Hz

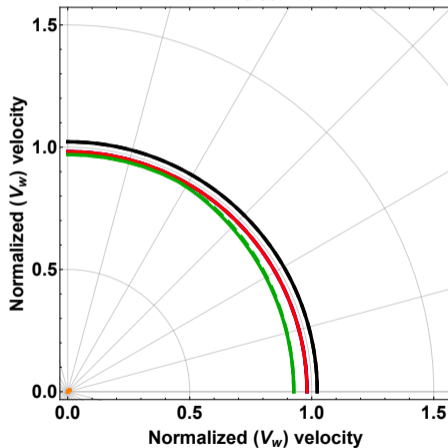


Figure 12: Azimuthal (α : ---, ϕ : —) dependence: c , U_r , $|U|$, $U_\alpha \times 5$, $\min_\omega U_r$.

Numerical example

Azimuthal dependence

$f = 53.08$ Hz

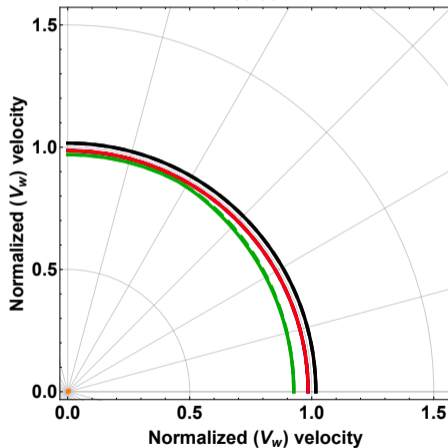


Figure 12: Azimuthal (α : - - -, ϕ : —) dependence: c , U_r , $|U|$, $U_\alpha \times 5$, $\min_\omega U_r$.

Numerical example

Azimuthal dependence

$f = 58.08$ Hz

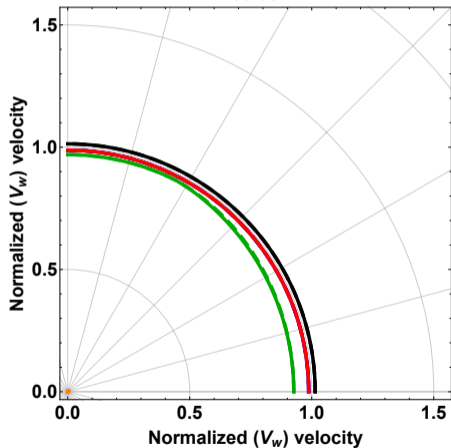


Figure 12: Azimuthal (α : ---, ϕ : —) dependence: c , U_r , $|U|$, $U_\alpha \times 5$, $\min_\omega U_r$.

Numerical example

Azimuthal dependence

$f = 65.58 \text{ Hz}$

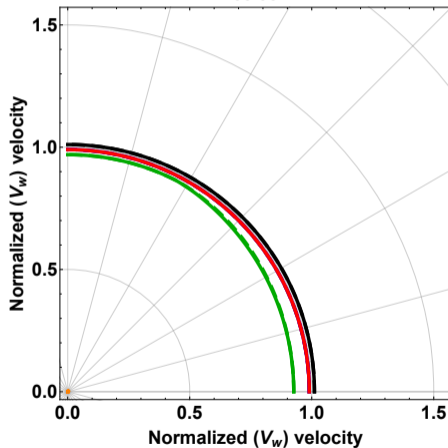


Figure 12: Azimuthal (α : ---, ϕ : —) dependence: c , U_r , $|\mathbf{U}|$, $U_\alpha \times 5$, $\min_\omega U_r$.

Numerical example

Azimuthal dependence

$f = 73.08$ Hz

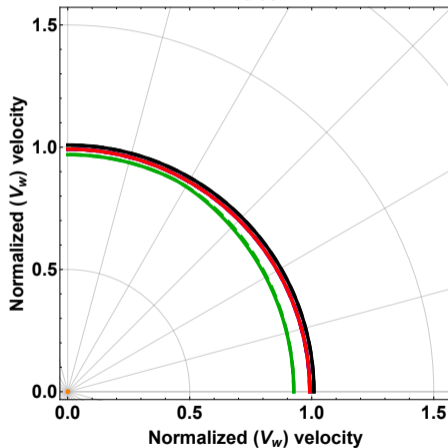


Figure 12: Azimuthal (α : - - -, ϕ : —) dependence: c , U_r , $|\mathbf{U}|$, $U_\alpha \times 5$, $\min_\omega U_r$.

Numerical example

Azimuthal dependence

$f = 8.08$ Hz

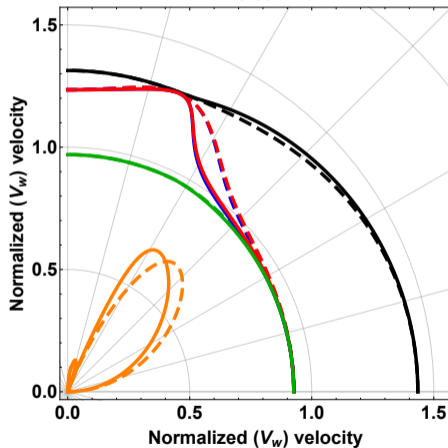


Figure 13: Azimuthal (α : ---, ϕ : —) dependence: c , U_r , $|\mathbf{U}|$, $U_\alpha \times 5$, $\min_\omega U_r$.

Numerical example

Azimuthal dependence

$f = 8.18 \text{ Hz}$

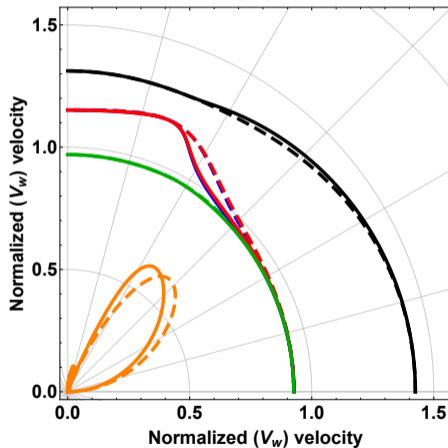


Figure 13: Azimuthal (α : ---, ϕ : —) dependence: c , U_r , $|\mathbf{U}|$, $U_\alpha \times 5$, $\min_\omega U_r$.

Numerical example

Azimuthal dependence

$f = 8.28 \text{ Hz}$

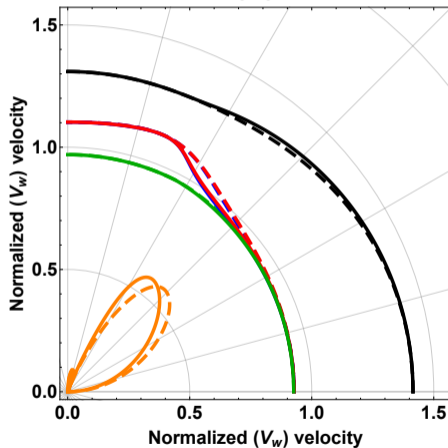


Figure 13: Azimuthal (α : ---, ϕ : —) dependence: c , U_r , $|U|$, $U_\alpha \times 5$, $\min_\omega U_r$.

Numerical example

Azimuthal dependence

$f = 8.38 \text{ Hz}$

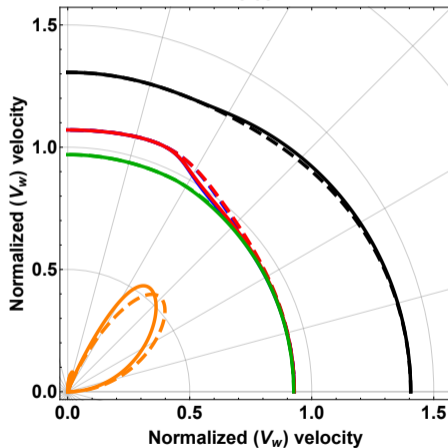


Figure 13: Azimuthal (α : ---, ϕ : —) dependence: c , U_r , $|\mathbf{U}|$, $U_\alpha \times 5$, $\min_\omega U_r$.

Numerical example

Azimuthal dependence

$f = 8.48 \text{ Hz}$

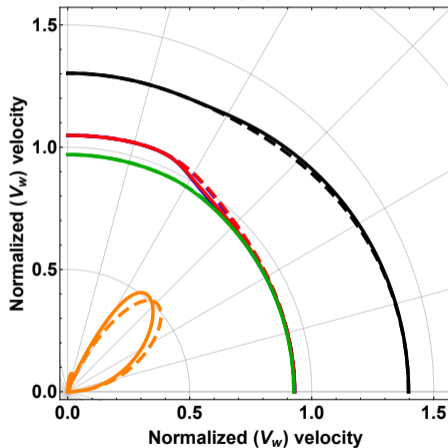


Figure 13: Azimuthal (α : ---, ϕ : —) dependence: c , U_r , $|U|$, $U_\alpha \times 5$, $\min_\omega U_r$.

Numerical example

Azimuthal dependence

$f = 8.58 \text{ Hz}$

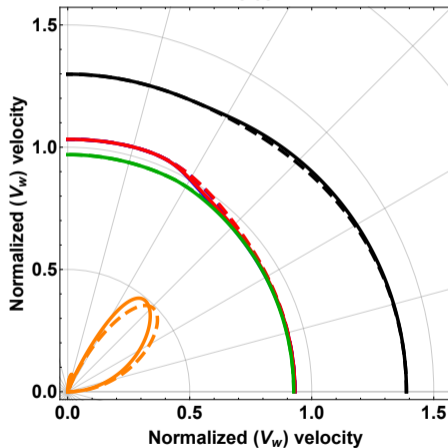


Figure 13: Azimuthal (α : ---, ϕ : —) dependence: c , U_r , $|\mathbf{U}|$, $U_\alpha \times 5$, $\min_\omega U_r$.

Numerical example

Azimuthal dependence

$f = 8.68 \text{ Hz}$

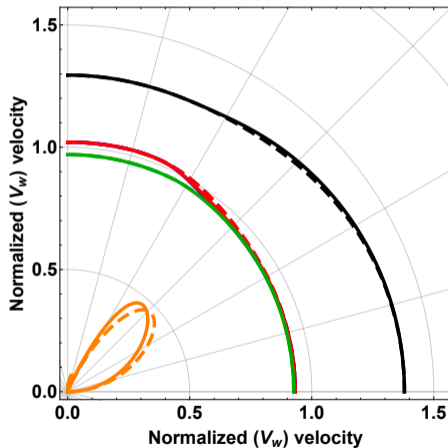


Figure 13: Azimuthal (α : ---, ϕ : —) dependence: c , U_r , $|\mathbf{U}|$, $U_\alpha \times 5$, $\min_\omega U_r$.

Numerical example

Azimuthal dependence

$f = 8.78$ Hz

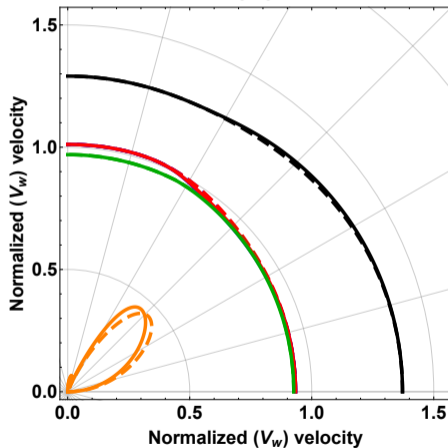


Figure 13: Azimuthal (α : ---, ϕ : —) dependence: c , U_r , $|\mathbf{U}|$, $U_\alpha \times 5$, $\min_\omega U_r$.

Numerical example

Azimuthal dependence

$f = 8.88 \text{ Hz}$

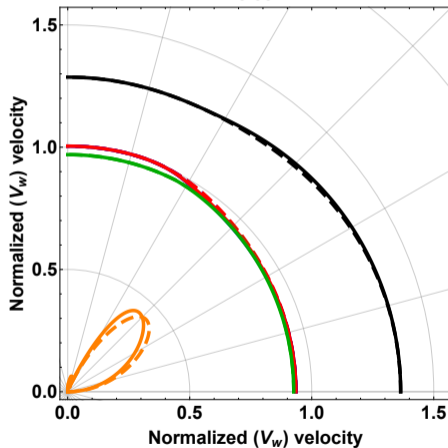


Figure 13: Azimuthal (α : ---, ϕ : —) dependence: c , U_r , $|\mathbf{U}|$, $U_\alpha \times 5$, $\min_\omega U_r$.

Numerical example

Azimuthal dependence

$f = 8.98 \text{ Hz}$

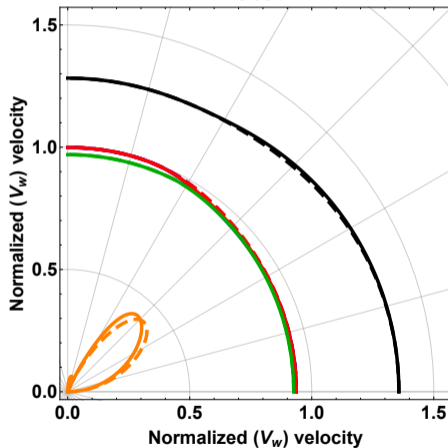


Figure 13: Azimuthal (α : - - -, ϕ : —) dependence: c , U_r , $|\mathbf{U}|$, $U_\alpha \times 5$, $\min_\omega U_r$.

Numerical example

Dispersion curves

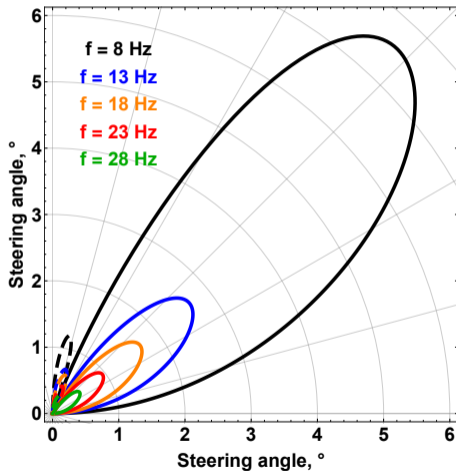


Figure 14: Steering angle.

Useful simplification

Orthorhombic media

Stiffness tensor

$$\mathbf{C} = \begin{pmatrix} c_{11} & c_{12} & c_{13} & & & \\ & c_{22} & c_{23} & & & \\ & & c_{33} & & & \\ \text{SYM} & & & c_{44} & & \\ & & & & c_{55} & \\ & & & & & c_{66} \end{pmatrix}. \quad (10)$$

Ellipsoidal orthorhombic media

Stiffness tensor

$$\mathbf{C} = \rho \begin{pmatrix} V_1^2 & V_1 V_2 & V_1 V_3 & & & \\ & V_2^2 & V_1 V_2 & & & \\ & & V_3^2 & & & \\ & \text{SYM} & & 0 & & \\ & & & & 0 & \\ & & & & & 0 \end{pmatrix}. \quad (11)$$

Ellipsoidal orthorhombic media

Period equation

$$\tan k_r H \sqrt{\frac{c^2}{V_w^2} - 1} = -\frac{\rho}{\rho_w} \frac{\sqrt{\frac{c^2}{V_w^2} - 1}}{\sqrt{\frac{V_2^2 \sin^2 \alpha + V_1^2 \cos^2 \alpha}{V_3^2} - \frac{c^2}{V_3^2}}}. \quad (12)$$

Acoustic media

Period equation

$$\tan kH \sqrt{\frac{c^2}{V_w^2} - 1} = -\frac{\rho}{\rho_w} \frac{\sqrt{\frac{c^2}{V_w^2} - 1}}{\sqrt{1 - \frac{c^2}{V_b^2}}}. \quad (13)$$

Ellipsoidal orthorhombic media

Group-velocity limits

$$\{U_r, U_\alpha\}|_{\omega \rightarrow \infty} = \{V_w, 0\},$$

Ellipsoidal orthorhombic media

Group-velocity limits

$$\{U_r, U_\alpha\}|_{\omega \rightarrow \infty} = \{V_w, 0\},$$

$$\{U_r, U_\alpha\}|_{\omega \rightarrow \omega_{\text{cut-off}}} = \left\{ \sqrt{V_2^2 \sin^2 \alpha + V_1^2 \cos^2 \alpha}, \frac{(V_1^2 - V_2^2) \sin \alpha \cos \alpha}{\sqrt{V_2^2 \sin^2 \alpha + V_1^2 \cos^2 \alpha}} \right\}, \quad (14)$$

Conclusions

- ▶ Period equation in orthorhombic media,

Conclusions

- ▶ Period equation in orthorhombic media,
- ▶ Ellipsoidal approximation,

Conclusions

- ▶ Period equation in orthorhombic media,
- ▶ Ellipsoidal approximation,
- ▶ Group velocity vector,


Conclusions

- ▶ Period equation in orthorhombic media,
- ▶ Ellipsoidal approximation,
- ▶ Group velocity vector,
- ▶ Potential use for water-bottom sediments characterization.

Acknowledgments



Acknowledgments



Acknowledgments



References I

- Cook, A., B. Anderson, A. Malinverno, S. Mrozewski, and D. Goldberg, 2010, Electrical anisotropy due to gas hydrate-filled fractures: *Geophysics*, **75**, F173–F185.
- Hatchell, P., and K. Mehta, 2010, Ocean Bottom Seismic (OBS) timing drift correction using passive seismic data: 80th Annual International Meeting, SEG, Expanded Abstracts, 2054–2058.
- Ivanov, Y., and A. Stovas, 2017, Normal Modes in Orthorhombic Media: 79th EAGE Conference and Exhibition, EAGE, Extended Abstracts, We P6 03.
- Kumar, D., M. K. Sen, N. L. Bangs, C. Wang, and I. Pecher, 2006, Seismic anisotropy at Hydrate Ridge: *Geophysical Research Letters*, **33**, L01306.
- Landrø, M., and P. Hatchell, 2012, Normal modes in seismic data — Revisited: *Geophysics*, **77**, W27–W40.
- Lee, M. W., and T. S. Collett, 2009, Gas hydrate saturations estimated from fractured reservoir at Site NGHP-01-10, Krishna-Godavari Basin, India: *Journal of Geophysical Research: Solid Earth*, **114**, B07102.
- Pekeris, C. L., 1948, Theory of Propagation of Explosive Sound in Shallow Water: *Geological Society of America Memoirs*, **27**, 1–116.
- Press, F., and M. Ewing, 1950, Propagation of explosive sound in a liquid layer overlying a semi-infinite elastic solid: *Geophysics*, **15**, 426–446.

References II

- Skopintseva, L. V., M. Landrø, and A. Stovas, 2013, Normal Modes in Anisotropic VTI Media: 75th EAGE Conference and Exhibition, Th P03 07.
- Sriram, G., P. Dewangan, T. Ramprasad, and P. Rama Rao, 2013, Anisotropic amplitude variation of the bottom-simulating reflector beneath fracture-filled gas hydrate deposit: *Journal of Geophysical Research: Solid Earth*, **118**, 2258–2274.
- Wang, J., R. Stewart, N. Dyaour, and M. Bell, 2016, Marine guided waves: Subbottom property estimation and filtering using physical modeling data: *Geophysics*, **81**, V303–V315.